



Water Source / Geothermal Heat Pumps & Air Conditioners

WHISPERLINE™ VERTICAL STACK

- ◆ Classic Heat Pump / Air Conditioner
- ◆ Single Riser Heat Pump / Air Conditioner

WHISPERLINE™ DUCTED VERTICAL

- ◆ Classic Heat Pump / Air Conditioner with Slide-out Chassis
- ◆ Single Riser Heat Pump / Air Conditioner with Slide-out Chassis
- ◆ Water-Source Heat Pump / Air Conditioner with Fixed Chassis

WHISPERLINE™ HORIZONTAL

- ◆ Heat Pump / Air Conditioner with Slide-out Chassis

WHISPERPACK™ VERTICAL STACK

- ◆ Air Conditioner with Hydronic Heating

WHISPERPACK™ DUCTED VERTICAL

- ◆ Air Conditioner with Hydronic Heating and Slide-out Chassis

... From the pioneer in vertical stack HVAC technology and innovation.











The Whalen Company

P. O. Box 1390 • Easton, MD 21601 USA
Tel. (410) 822-9200 • www.whalencompany.com

Thank you for your interest in **The Whalen Company**. This catalog includes basic information on our comprehensive line of commercial air handlers and fan coil products.

Additional data is available at www.whalencompany.com where you can download the most current product specifications. You may also contact us at **410-822-9200** or sales@whalencompany.com.

KEY
WSHP - Water Source Heat Pump
GHP - Geothermal Heat Pump
WSAC - Water Source Air Conditioner
WLHP - Water Loop Heat Pump

PRODUCT DESCRIPTION		PAGE
WHISPERLINE™ SERIES		
Classic WSHP/GHP/WSAC applications Vertical stack with slide-out chassis ½ to 3 Tons 200 to 1200 Cfm		3
Single Riser System with integral pump WSHP/GHP/WSAC applications Vertical stack with slide-out chassis ½ to 3 Tons 200 to 1200 Cfm		4
Ducted Vertical Products		
Classic WSHP/GHP/WSAC applications Ducted vertical with slide-out chassis ½ to 3 Tons 200 to 1200 Cfm		5
Single Riser System with integral pump WSHP/GHP/WSAC applications Ducted vertical with slide-out chassis ½ to 3 Tons 200 to 1200 Cfm		6
WWSVX Water Source Heat Pump WLHP applications Ducted vertical with fixed chassis 1 ½ to 5 Tons		7
Horizontal Products		
WWSHX Water Source Heat Pump WLHP applications Ducted horizontal unit ¾ to 5 Tons		8
WHISPERPACK™ SERIES		
Vertical Stack Products		
Whisperpack™ Water Source AC with Hydronic Heating WSHP/WSAC applications Vertical Stack with slide-out chassis ½ to 3 Tons 200 to 1200 Cfm		9
Ducted Vertical Products		
Whisperpack™ Water Source AC with Hydronic Heating WSHP/WSAC applications Ducted vertical with slide-out chassis ½ to 3 Tons 200 to 1200 Cfm		10

Whisperline™ Vertical Stack Classic Water Source/Geothermal Heat Pump and Air Conditioner

A proven time and money saving concept in air conditioning any type of building... advantageous for both new construction and the renovation of apartments, condominiums, hotels, senior living facilities, dormitories and office buildings.

Features:

- Flexible configuration
- Efficient operation
- Low installed cost
- Reduced maintenance costs
- Small footprint
- Clean and quiet operation



Vertical Stack Whisperline™ Classic

Model	Applications	Risers	Tons
VI-A-203 S	A - Water Source and Geothermal Heat Pump	Standard	½
VI-A-303 S			¾
VI-A-403 S	A1 - Water Source Heat Pump with Electric Heat (Boilerless Design)	Master	1
VI-A-503 D	A2 - Water Source/Geothermal Heat Pump with Electric Heat (Supplemental)		1 ¼
VI-A-603 S	B - Water Source Air Conditioning Unit with Electric Heat	Slave	1 ½
VI-A-803 D	D - Water Source Air Conditioning Unit	Special	2
VI-A-1003 D			2 ½
VI-A-1203 D			3

Model	CFM	GPM	AHRI Certified - ASHRAE/ANSI/AHRI/ISO Standard 13256-1							
			Water Loop Heat Pump				Ground Loop Heat Pump			
			Cooling 86°F		Heating 68°F		Cooling 77°F		Heating 32°F	
			Capacity Btuh	EER Btuh / W	Capacity Btuh	COP	Capacity Btuh	EER Btuh / W	Capacity Btuh	COP
VI-A-203 S	280	1.5	6,500	13.0	8,300	5.1	6,900	14.2	5,200	3.2
VI-A-303 S	340	2.5	9,300	13.8	12,000	5.2	9,650	14.8	7,160	3.2
VI-A-403 S	420	3.3	11,800	13.8	14,900	5.0	12,500	15.8	9,600	3.2
VI-A-503 D	540	3.9	14,600	16.7	18,400	6.0	15,200	17.7	11,000	3.5
VI-A-603 S	630	4.5	18,000	14.5	21,700	5.0	18,800	15.5	13,000	3.2
VI-A-803 D	830	6.0	23,000	13.1	30,000	5.0	25,000	14.5	19,000	3.2
VI-A-1003 D	970	7.5	29,200	14.2	35,900	5.0	29,700	15.5	22,000	3.2
VI-A-1203 D	1170	9.0	33,100	14.2	42,000	5.2	33,600	15.3	25,400	3.3

Cooling based upon 80.6°F DB, 66.2°F WB entering air temperature

Heating based upon 68°F DB, 59°F WB entering air temperature

Performance based upon 208/60/1 voltage

Model	Compressor	R-410A Refrigerant Charge (oz.)	Fan Motor	Voltage	Estimated Ship Weight Cabinet / Chassis (lbs)
VI-A-203 S	Rotary	23.5	PSC, EC	208-230/60/1 265/60/1	145 / 85
VI-A-303 S	Rotary	26	PSC, EC		145 / 87
VI-A-403 S	Rotary	25.25	PSC, EC		145 / 89
VI-A-503 D	Rotary	33.5	PSC, EC		165 / 128
VI-A-603 S	Rotary	35	PSC, EC		165 / 129
VI-A-803 D	Rotary	38	EC		165 / 138
VI-A-1003 D	Scroll	48.5	EC		185 / 171
VI-A-1203 D	Scroll	54	EC		185 / 181



Whisperline™ Vertical Stack Single Riser System with Integral Pump Water Source/Geothermal Heat Pump and Air Conditioner

By using only one riser to distribute fluid to a heat pump when two pipes are usually required, allows designers to specify a single riser size to help control costs during initial and payout phases of construction.

Features:

- Superior comfort
- Efficient, clean and quiet operation
- Robust, energy-saving “green” design
- Small footprint ... flexible configurations
- Reduced project design requirements
- Lower installation cost ... lower O&M costs



Vertical Stack Whisperline™ Single Riser System (SRS) with Integral Pump

Model	Applications	Risers	Tons
VI-A-203 S	A - Water Source and Geothermal Heat Pump A1 - Water Source Heat Pump with Electric Heat (Boilerless Design) A2 - Water Source/Geothermal Heat Pump with Electric Heat (Supplemental) B - Water Source Air Conditioning Unit with Electric Heat D - Water Source Air Conditioning Unit	Standard Master Slave Special	½
VI-A-303 S			¾
VI-A-403 S			1
VI-A-503 D			1 ¼
VI-A-603 S			1 ½
VI-A-803 D			2
VI-A-1003 D			2 ½
VI-A-1203 D			3

Model	CFM	GPM	AHRI Certified - ASHRAE/ANSI/AHRI/ISO Standard 13256-1							
			Water Loop Heat Pump				Ground Loop Heat Pump			
			Cooling 86°F		Heating 68°F		Cooling 77°F		Heating 32°F	
			Capacity Btuh	EER Btuh / W	Capacity Btuh	COP	Capacity Btuh	EER Btuh / W	Capacity Btuh	COP
VI-A-203 S	280	1.5	6,500	13.0	8,300	5.1	6,900	14.2	5,200	3.2
VI-A-303 S	340	2.5	9,300	13.8	12,000	5.2	9,650	14.8	7,160	3.2
VI-A-403 S	420	3.3	11,800	13.8	14,900	5.0	12,500	15.8	9,600	3.2
VI-A-503 D	540	3.9	14,600	16.7	18,400	6.0	15,200	17.7	11,000	3.5
VI-A-603 S	630	4.5	18,000	14.5	21,700	5.0	18,800	15.5	13,000	3.2
VI-A-803 D	830	6.0	23,000	13.1	30,000	5.0	25,000	14.5	19,000	3.2
VI-A-1003 D	970	7.5	29,200	14.2	35,900	5.0	29,700	15.5	22,000	3.2
VI-A-1203 D	1170	9.0	33,100	14.2	42,000	5.2	33,600	15.3	25,400	3.3

Cooling based upon 80.6°F DB, 66.2°F WB entering air temperature

Heating based upon 68°F DB, 59°F WB entering air temperature

Performance based upon 208/60/1 voltage

Model	Compressor	R-410A Refrigerant Charge (oz.)	Fan Motor	Voltage	Estimated Ship Weight Cabinet / Chassis (lbs)
VI-A-203 S	Rotary	23.5	PSC, EC	208-230/60/1 265/60/1	145 / 85
VI-A-303 S	Rotary	26	PSC, EC		145 / 87
VI-A-403 S	Rotary	25.25	PSC, EC		145 / 89
VI-A-503 D	Rotary	33.5	PSC, EC		165 / 128
VI-A-603 S	Rotary	35	PSC, EC		165 / 129
VI-A-803 D	Rotary	38	EC		165 / 138
VI-A-1003 D	Scroll	48.5	EC		185 / 171
VI-A-1203 D	Scroll	54	EC		185 / 181



Whisperline™ Ducted Vertical with Slide-out Chassis Classic Water Source/Geothermal Heat Pump and Air Conditioner

A vertical unit requiring access on only one side and serviceability that provides added flexibility over traditional units. Used in a variety of new and renovation construction projects similar to apartments, dormitories and office buildings.

Only one side access required with slide-out chassis.

Features:

- Flexible configurations
- Efficient operation
- Reduced maintenance costs
- Small footprint
- Clean and quiet operation



Whisperline™ Ducted Classic

Model	Applications	Risers	Tons
VI-A-203 S	A - Water Source and Geothermal Heat Pump A1 - Water Source Heat Pump with Electric Heat (Boilerless Design) A2 - Water Source/Geothermal Heat Pump with Electric Heat (Supplemental) B - Water Source Air Conditioning Unit with Electric Heat D - Water Source Air Conditioning Unit	Standard Master Slave Special	½
VI-A-303 S			¾
VI-A-403 S			1
VI-A-503 D			1 ¼
VI-A-603 S			1 ½
VI-A-803 D			2
VI-A-1003 D			2 ½
VI-A-1203 D			3

Model	CFM	GPM	AHRI Certified - ASHRAE/ANSI/AHRI/ISO Standard 13256-1							
			Water Loop Heat Pump				Ground Loop Heat Pump			
			Cooling 86°F		Heating 68°F		Cooling 77°F		Heating 32°F	
			Capacity Btuh	EER Btuh / W	Capacity Btuh	COP	Capacity Btuh	EER Btuh / W	Capacity Btuh	COP
VI-A-203 S	280	1.5	6,500	13.0	8,300	5.1	6,900	14.2	5,200	3.2
VI-A-303 S	340	2.5	9,300	13.8	12,000	5.2	9,650	14.8	7,160	3.2
VI-A-403 S	420	3.3	11,800	13.8	14,900	5.0	12,500	15.8	9,600	3.2
VI-A-503 D	540	3.9	14,600	16.7	18,400	6.0	15,200	17.7	11,000	3.5
VI-A-603 S	630	4.5	18,000	14.5	21,700	5.0	18,800	15.5	13,000	3.2
VI-A-803 D	830	6.0	23,000	13.1	30,000	5.0	25,000	14.5	19,000	3.2
VI-A-1003 D	970	7.5	29,200	14.2	35,900	5.0	29,700	15.5	22,000	3.2
VI-A-1203 D	1170	9.0	33,100	14.2	42,000	5.2	33,600	15.3	25,400	3.3

Cooling based upon 80.6°F DB, 66.2°F WB entering air temperature

Heating based upon 68°F DB, 59°F WB entering air temperature

Performance based upon 208/60/1 voltage

Model	Compressor	R-410A Refrigerant Charge (oz.)	Fan Motor	Voltage	Estimated Ship Weight Cabinet / Chassis (lbs)
VI-A-203 S	Rotary	23.5	PSC, EC	208-230/60/1 265/60/1	145 / 85
VI-A-303 S	Rotary	26	PSC, EC		145 / 87
VI-A-403 S	Rotary	25.25	PSC, EC		145 / 89
VI-A-503 D	Rotary	33.5	PSC, EC		165 / 128
VI-A-603 S	Rotary	35	PSC, EC		165 / 129
VI-A-803 D	Rotary	38	EC		165 / 138
VI-A-1003 D	Scroll	48.5	EC		185 / 171
VI-A-1203 D	Scroll	54	EC		185 / 181



Whisperline™ Ducted Vertical with Slide-out Chassis Single Riser System with Integral Pump Water Source/Geothermal Heat Pump and Air Conditioner

By using only one riser to distribute fluid to a heat pump when two pipes are usually required, this unit allows designers to specify a single riser size to help control costs during initial and payout phases of construction.

Only one side access required with slide-out chassis.

Features:

- Efficient, clean and quiet operation
- Robust, energy-saving “green” design
- Small footprint ... flexible configurations
- Reduced project design requirements
- Lower installation cost ... lower O&M costs



Whisperline™ Ducted Single Riser System (SRS) with Integral Pump

Model	Applications	Risers	Tons
VI-A-203 S	A - Water Source and Geothermal Heat Pump A1 - Water Source Heat Pump with Electric Heat (Boilerless Design) A2 - Water Source/Geothermal Heat Pump with Electric Heat (Supplemental) B - Water Source Air Conditioning Unit with Electric Heat D - Water Source Air Conditioning Unit	Standard Master Slave Special	½
VI-A-303 S			¾
VI-A-403 S			1
VI-A-503 D			1 ¼
VI-A-603 S			1 ½
VI-A-803 D			2
VI-A-1003 D			2 ½
VI-A-1203 D			3

Model	CFM	GPM	AHRI Certified - ASHRAE/ANSI/AHRI/ISO Standard 13256-1							
			Water Loop Heat Pump				Ground Loop Heat Pump			
			Cooling 86°F		Heating 68°F		Cooling 77°F		Heating 32°F	
			Capacity Btuh	EER Btuh / W	Capacity Btuh	COP	Capacity Btuh	EER Btuh / W	Capacity Btuh	COP
VI-A-203 S	280	1.5	6,500	13.0	8,300	5.1	6,900	14.2	5,200	3.2
VI-A-303 S	340	2.5	9,300	13.8	12,000	5.2	9,650	14.8	7,160	3.2
VI-A-403 S	420	3.3	11,800	13.8	14,900	5.0	12,500	15.8	9,600	3.2
VI-A-503 D	540	3.9	14,600	16.7	18,400	6.0	15,200	17.7	11,000	3.5
VI-A-603 S	630	4.5	18,000	14.5	21,700	5.0	18,800	15.5	13,000	3.2
VI-A-803 D	830	6.0	23,000	13.1	30,000	5.0	25,000	14.5	19,000	3.2
VI-A-1003 D	970	7.5	29,200	14.2	35,900	5.0	29,700	15.5	22,000	3.2
VI-A-1203 D	1170	9.0	33,100	14.2	42,000	5.2	33,600	15.3	25,400	3.3

Cooling based upon 80.6°F DB, 66.2°F WB entering air temperature

Heating based upon 68°F DB, 59°F WB entering air temperature

Performance based upon 208/60/1 voltage

Model	Compressor	R-410A Refrigerant Charge (oz.)	Fan Motor	Voltage	Estimated Ship Weight Cabinet / Chassis (lbs)
VI-A-203 S	Rotary	23.5	PSC, EC	208-230/60/1 265/60/1	145 / 85
VI-A-303 S	Rotary	26	PSC, EC		145 / 87
VI-A-403 S	Rotary	25.25	PSC, EC		145 / 89
VI-A-503 D	Rotary	33.5	PSC, EC		165 / 128
VI-A-603 S	Rotary	35	PSC, EC		165 / 129
VI-A-803 D	Rotary	38	EC		165 / 138
VI-A-1003 D	Scroll	48.5	EC		185 / 171
VI-A-1203 D	Scroll	54	EC		185 / 181



Whisperline™ Ducted Vertical with Fixed Chassis WWSVC/WWSVX Water Source Heat Pump and A/C 1-1/2 thru 5 Tons

Available with energy saving ECM motor

Features:

- 100% Factory run tested.
- All units operate with environmentally friendly R-410 refrigerant.
- Heavy Gauge Galvanized Steel Cabinet.
- Cabinets insulated with 3/4" Tuf-Skin RX™ treated with an anti-microbial agent.
- Non-corrosive Thermoplastic Condensate Pan, sloped for positive drainage.
- High and Low pressure Service Ports.
- Refrigerant Filter-drier and Discharge Muffler.
- Coaxial water-to-refrigerant heat exchanger.
- Heat exchanger available in Copper or CuproNickel.
- Digital Control Module (DCM).
- Reversible Blower.
- Multi-speed blower motor.
- Panel-mounted FPT Water Connections.
- High efficiency rotary or scroll compressor.
- System reversing valve (4-way).
- Large Removable Panels for Service access.
- 50 VA Transformer.
- 1" Throwaway Filter.
- 208/230/1PH

Model	CFM	GPM	ASHRAE/ANSI/AHRI/ISO Standard 13256-1 Water Loop Heat Pump			
			Cooling 86°F		Heating 68°F	
			Capacity Btuh	EER Btuh / W	Capacity Btuh	COP
WWSVC009	300	3.0	8,000	13.0	11,200	4.2
WWSVC012	340	3.5	11,000	13.0	14,000	4.2
WWSVC018	550	6.1	17,400	13.0	22,700	4.2
WWSVC024	380	6.6	23,000	13.0	30,500	4.2
WWSVC030	930	8.8	27,600	13.0	36,400	4.2
WWSVC036	970	10.5	33,400	13.0	45,000	4.2
WWSVC042	1250	11.6	39,000	13.0	50,000	4.2
WWSVC048	1400	14.0	46,800	13.0	58,100	4.2
WWSVC060	1760	15.5	59,000	13.0	68,100	4.2

Model	CFM	GPM	ASHRAE/ANSI/AHRI/ISO Standard 13256-1 Water Loop Heat Pump			
			Cooling 86°F		Heating 68°F	
			Capacity Btuh	EER Btuh / W	Capacity Btuh	COP
WWSVX018	550	5.0	17,000	14.0	21,000	4.3
WWSVX024	380	6.1	23,400	14.2	28,000	4.3
WWSVX030	930	9.0	28,000	14.0	32,800	4.3
WWSVX036	970	10.0	33,000	14.0	42,100	4.3
WWSVX042	1250	10.5	40,500	14.0	47,500	4.4
WWSVX048	1400	12.5	47,100	14.0	53,800	4.3
WWSVX060	1760	15.5	56,000	14.0	69,300	4.3

Model	Width	Depth	Height
WWSVC009	21.5	21.5	28.25
WWSVC012	21.5	21.5	28.25
WWSVC018	21.5	21.5	36.25
WWSVC024	21.5	21.5	36.25
WWSVC030	21.5	21.5	39.25
WWSVC036	21.5	21.5	39.25
WWSVC042	21.5	26.0	43.25
WWSVC048	26.0	26.0	43.25
WWSVC060	26.0	26.0	43.25



Whisperline™ Horizontal

WWSHC/WWSHX Horizontal Water Source Heat Pump and A/C

3/4 thru 5 Tons

Available with energy saving ECM motor

Features:

- 100% Factory run tested.
- All units operate with environmentally friendly R-410 refrigerant.
- Heavy Gauge Galvanized Steel Cabinet.
- Cabinets insulated with ¾" Tuf-Skin RX™ treated with an anti-microbial agent.
- Non-corrosive Thermoplastic Condensate Pan, sloped for positive drainage.
- High and Low pressure Service Ports.
- Refrigerant Filter-drier and Discharge Muffler.
- Coaxial water-to-refrigerant heat exchanger.
- Heat exchanger available in Copper or CuproNickel.
- Digital Control Module (DCM).
- Multi-speed blower motor.
- Panel-mounted FPT Water Connections.
- High efficiency rotary or scroll compressor.
- System reversing valve (4-way).
- Large Removable Panels for Service access.
- 50 VA Transformer.
- 1" Throwaway Filter.
- 208/230/1PH
- Other voltages available contact factory.

Model	CFM	GPM	ASHRAE/ANSI/AHRI/ISO Standard 13256-1			
			Water Loop Heat Pump			
			Cooling 86°F		Heating 68°F	
		Capacity Btuh	EER Btuh / W	Capacity Btuh	COP	
WWSHC009	300	3.0	8,000	13.0	11,200	4.2
WWSHC012	340	3.5	11,000	13.0	14,000	4.2
WWSHC018	550	6.1	17,400	13.0	22,700	4.2
WWSHC024	380	6.6	23,000	13.0	30,500	4.2
WWSHC030	930	8.8	27,600	13.0	36,400	4.2
WWSHC036	970	10.5	33,400	13.0	45,000	4.2
WWSHC042	1250	11.6	39,000	13.0	50,000	4.2
WWSHC048	1400	14.0	46,800	13.0	58,100	4.2
WWSHC060	1760	15.5	59,000	13.0	68,100	4.2

Model	CFM	GPM	ASHRAE/ANSI/AHRI/ISO Standard 13256-1			
			Water Loop Heat Pump			
			Cooling 86°F		Heating 68°F	
		Capacity Btuh	EER Btuh / W	Capacity Btuh	COP	
WWSHX018	550	6.1	17,000	14.0	22,000	4.3
WWSHX024	380	6.6	23,200	14.0	30,500	4.4
WWSHX030	930	8.8	27,800	14.0	36,200	4.4
WWSHX036	970	10.5	33,500	14.0	44,600	4.5
WWSHX042	1250	11.6	39,500	14.0	49,200	4.4
WWSHX048	1400	14.0	47,200	14.0	58,100	4.4
WWSHX060	1760	15.5	60,500	14.0	63,500	4.4

Model	Length	Width	Height
WWSHC009	19.13	34.13	17.00
WWSHC012	19.13	34.13	17.00
WWSHC018	20.13	43.13	17.00
WWSHC024	20.13	43.13	18.25
WWSHC030	20.13	43.13	18.25
WWSHC036	20.13	47.13	21.00
WWSHC042	20.13	47.13	21.00
WWSHC048	24.13	54.13	21.00
WWSHC060	24.13	54.13	21.00



Whisperpack™ Vertical Stack Air Conditioning with Hydronic Heating Water Source Air Conditioning with Water Heating

By packaging the best characteristics of our compressorized and fan coil product lines, we have developed a unit that offers the air conditioning performance we are known for with the operational characteristics found in our proven fan coil units.

Features:

- Flexible configurations
- Package design lowers field labor cost
- Incorporates energy sharing concepts
- Easy maintenance
- Clean and quiet operation



Vertical Stack Whisperpack™ Air Conditioning with Hydronic Heating

Model	Applications	Risers	Tons
VP-C-203 D	C - Air Conditioning with Hydronic Heating	Standard Master Slave Special	½
VP-C-303 D			¾
VP-C-403 D			1
VP-C-503 D			1 ¼
VP-C-603 D			1 ½
VP-C-803 D			2
VP-C-1003 D			2 ½
VP-C-1203 D			3

Model	AHRI Certified - ASHRAE/ANSI/AHRI/ISO Standard 13256-1				Heating GPM	Entering Liquid Temp Heating 105°F	
	CFM	GPM	Water Loop Heat Pump Cooling 86°F			Capacity Btuh	EER Btuh / W
			Capacity Btuh	EER Btuh / W			
VP-C-203 D	290	1.5	6400	13.7	1.5	8000	270
VP-C-303 D	345	2.5	9300	14.0	2.5	8300	300
VP-C-403 D	465	3.3	11700	13.8	3.3	9600	360
VP-C-503 D	540	3.9	14200	15.7	3.9	14100	475
VP-C-603 D	650	4.5	17800	14.6	4.5	16800	600
VP-C-803 D	865	6.0	22800	13.0	6.0	21300	800
VP-C-1003 D	1045	7.5	28200	13.5	7.5	27800	950
VP-C-1203 D	1100	9.0	32600	13.6	9.0	31100	1100

Cooling based upon 80.6°F DB, 66.2°F WB entering air temperature, 86.0 °F entering liquid temperature.

Heating based upon 2 row coil, 70°F DB entering air temperature, 105°F entering liquid temperature.

Performance based upon 208/60/1 voltage

Model	Compressor	Voltage	R-410A Refrigerant Charge (oz.)	Fan Motor	Estimated Ship Weight Cabinet / Chassis (lbs)
VP-C-203 D	Rotary	208-230/60/1 265/60/1	23	PSC, EC	153 / 88
VP-C-303 D	Rotary		24	PSC, EC	153 / 90
VP-C-403 D	Rotary		26.3	PSC, EC	153 / 93
VP-C-503 D	Rotary		34	PSC, EC	173 / 135
VP-C-603 D	Rotary		34	PSC, EC	173 / 136
VP-C-803 D	Rotary		36	EC	173 / 148
VP-C-1003 D	Scroll		46	EC	192 / 183
VP-C-1203 D	Scroll		51	EC	192 / 194



Whisperpack™ Ducted Vertical with Slide-out Chassis Air Conditioning with Hydronic Heating Water Source Air Conditioning with Water Heating

By packaging the best characteristics of our compressorized and fan coil product lines, we have developed a unit that offers the air conditioning performance we are known for with the operational characteristics found in our proven fan coil units.

Only one side access required with slide-out chassis.

Features:

- Package design lowers field labor cost
- Incorporates energy sharing concepts
- Easy maintenance
- Clean and quiet operation



Whisperpack™ Ducted Air Conditioning with Hydronic Heating

Model	Applications	Risers	Tons
VP-C-203 D	C - Air Conditioning with Hydronic Heating	Standard Master Slave Special	½
VP-C-303 D			¾
VP-C-403 D			1
VP-C-503 D			1 ¼
VP-C-603 D			1 ½
VP-C-803 D			2
VP-C-1003 D			2 ½
VP-C-1203 D			3

Model	AHRI Certified - ASHRAE/ANSI/AHRI/ISO Standard 13256-1				Heating GPM	Entering Liquid Temp Heating 105°F	
	CFM	GPM	Water Loop Heat Pump Cooling 86°F			Capacity Btuh	EER Btuh / W
			Capacity Btuh	EER Btuh / W			
VP-C-203 D	290	1.5	6400	13.7	1.5	8000	270
VP-C-303 D	345	2.5	9300	14.0	2.5	8300	300
VP-C-403 D	465	3.3	11700	13.8	3.3	9600	360
VP-C-503 D	540	3.9	14200	15.7	3.9	14100	475
VP-C-603 D	650	4.5	17800	14.6	4.5	16800	600
VP-C-803 D	865	6.0	22800	13.0	6.0	21300	800
VP-C-1003 D	1045	7.5	28200	13.5	7.5	27800	950
VP-C-1203 D	1100	9.0	32600	13.6	9.0	31100	1100

Cooling based upon 80.6°F DB, 66.2°F WB entering air temperature, 86.0 °F entering liquid temperature.

Heating based upon 2 row coil, 70°F DB entering air temperature, 105°F entering liquid temperature.

Performance based upon 208/60/1 voltage

Model	Compressor	Voltage	R-410A Refrigerant Charge (oz.)	Fan Motor	Estimated Ship Weight Cabinet / Chassis (lbs)
VP-C-203 D	Rotary	208-230/60/1 265/60/1	23	PSC, EC	153 / 88
VP-C-303 D	Rotary		24	PSC, EC	153 / 90
VP-C-403 D	Rotary		26.3	PSC, EC	153 / 93
VP-C-503 D	Rotary		34	PSC, EC	173 / 135
VP-C-603 D	Rotary		34	PSC, EC	173 / 136
VP-C-803 D	Rotary		36	EC	173 / 148
VP-C-1003 D	Scroll		46	EC	192 / 183
VP-C-1203 D	Scroll		51	EC	192 / 194



Take the Next Step

To learn more about how The Whalen Company can help you save time and money on your next project, contact your local Whalen representative, call **410-822-9200** to speak with one of our specialists, or e-mail your request to sales@whalencompany.com.

Additional technical resources, including dimensional drawings and Revit models, are available on our website at www.whalencompany.com or at <http://seek.autodesk.com>.



Behind every unit that carries the Whalen name is a singularity of purpose: the engineering and manufacturing of products that improve the quality of life for our customers.

Our long-term commitment to this endeavor assures you of systems that are distinctive in **concept, performance, reliability** and **value**.

The number of industry “firsts” from Whalen is impressive. They include:

- The industry’s first vertical stack valveless fan coils
- The first vertical stack heat pump offering
- The first removable chassis closet-type heat pumps
- The first AHRI-listed water-cooled air conditioning units with hydronic heat

Let us put Whalen innovation to work for you, too. Find out how our approach to your project will deliver a “perfect fit” solution – and make your life easier.

Your Whalen Representative:



P.O. Box 1390 • Easton, MD 21601 USA
Tel. 410-822-9200 • Fax: 410-822-8926
www.whalencompany.com



CAS-WA-WL-ALL-rev. 0615