



VI Series Heat Pump Chassis - Version 0

OEM Replacement Chassis

- Cooling only
- Low sound level
- Fast and easy replacement
- Damage protection

VI Series Chassis - Version 0

The Whalen VI series Version 0 replacement chassis is designed for Whalen VI units produced between 1979 and 1993. They are available in 200, 300, 400, 600 and 800 capacities. As part of a complete system, the Whalen VI Series Version 0 unit is engineered to fit into the existing cabinet space with matching electrical/water connections as the original unit.

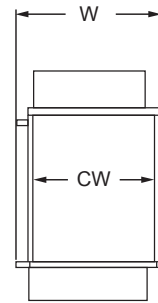
Each unit utilizes energy efficient quality components and tested in our psychrometric room to confirm safety, reliability and performance at multiple operating conditions. The extensive list of unit features includes:

- Sizes 1/2 ton through 2 tons
- Low pressure drop water coils
- Stainless steel drain pan
- Compressor protection
- Low temperature protection
- High pressure protection
- Environmentally friendly refrigerant
- ETL listed for safety and construction



Unit Sizes

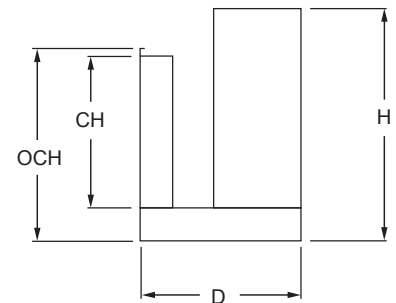
Model	H	W	D	CW	CH	OCH	Packaging Dimensions w x h x d	Filter Size	Operating Weight/ Shipping Weight (lbs)
	Inches								
200/300/400	25.0	13.8	14.0	11.4	12.0	16.0	14.3 x 16.3 x 28.0	13 x 24 x 1	79 / 118
300	25.0	13.8	14.0	11.4	14.0	18.0			81 / 120
300/400	25.0	13.8	14.0	11.4	18.0	22.0			83 / 122
400	25.0	13.8	14.0	11.4	20.0	24.0			83 / 122
600	27.3	13.8	16.0	11.4	18.0	22.0	16.5 x 19.3 x 1.0	13 x 32 x 1	123 / 160
600/800	27.3	13.8	16.0	11.4	24.0	28.0			132 / 170
800	27.3	13.8	16.0	11.4	28.0	32.0			132 / 170



Front View

Continuous Operating Limits

Mode	Ambient Air °F		Entering Air °F			
	Min	Max	Min		Max	
	DB	DB	DB	WB	DB	WB
Cooling	60	100	75	63	100	83
Heating	60	80	60	—	80	—



Right Side View

Benefits that Make a Big Difference

When you consider all of the features of Whalen units, it's easy to see why they deliver so many benefits to contractors and users alike.

The Whalen VI series Version 0 is the only replacement chassis approved by the manufacturer to work with the existing blower section and control box wiring without modification. As an OEM replacement, each unit is built with equal or superior components as the original without the need to supply additional information.

Low Sound Level

The refrigeration chassis includes a compressor that incorporates engineered vibration isolators installed on a heavy gauge mounting base with a mounting system to maximize vibration dampening. A sound dampening enclosure constructed of heavy gauge metal lined with acoustical insulation encases the refrigeration circuit.

Fast and Easy Replacement

The refrigeration chassis consist of the compressor, air coil, water coil, reversing valve, expansion device, receiver, filter-dryer and safety controls designed for easy removal after disconnecting hoses and a polarized electrical power plug.

Damage Protection

Units are provided with high pressure and low temperature safety controls configured in a lockout circuit to prevent damage to the compressor. The compressors are wired with either internal or external overload protective devices.

Common Options Accessories*

- Heat Pump, Cool Only, Heat Only & Boilerless Configuration
- Sizes ½ ton through 2 tons
- Automatic flow Control Valve
- Electric Two-Way Valve
- Fan/Motor/Blower Assemblies
- Return Air Panels
- Hose Kits
- Unit Power Voltage
- Unit Control Voltage

* varies by project

Warranty

All units are provided with a 12-month warranty (from date of ship) for all components.

Note: The replacement chassis performance is based on providing the proper airflow through the new chassis. Existing fan assemblies affect airflow due to corrosion and caked-on dirt. Fan motors affect airflow due to age or improper specifications. Cleaning/Repair/Replacement of blowers is required prior to installation of new chassis. New fan/motor assemblies allow your new replacement chassis to perform properly for years to come.

Performance Ratings


Model	Nominal Tonnage	Rated CFM	Minimum CFM	GPM	Water Loop Heat Pump				Refrigerant Control	Valve Flow Coefficient - Cv
					Cooling 86°F		Heating 68°F			
					Capacity Btuh	EER Btuh / W	Capacity Btuh	COP		
200	0.50	280	170	1.5					Capillary Tube	3.5
300	0.75	340	220	2.5	9,300	14.4	11,500	5.4		
400	1.00	420	280	3.3	12,000	14.0	14,500	5.2		
600	2.50	630	420	4.5	18,200	15.2	21,600	5.1		
800	2.00	830	580	6.0	23,000	13.1	30,000	5.0		

Cooling based upon 80.6°F DB, 66.2°F WB entering air temperature. Heating based upon 70°F DB, 59°F WB entering air temperature. Includes 475 Btu/1000 CFM fan heat and 140 watts/1000 CFM fan power, plus water pumping power. 208V data shown. 265V ratings may vary.

Electrical Data

Size (Tons)	Compressor Type	Voltage Volt-Hz-Ph	Voltage Limitations		Compressor		Total Amps	Minimum Circuit Ampacity	MOPD
			Min	Max	RLA	LRA			
200 (0.50)	Rotary T	208-230/60/1	197	252			See Calculation Note Below		
300 (0.75)	Rotary T	115/60/1			8.9	50.0			
	Rotary L	208-230/60/1	197	252	4.9	25.0			
	Rotary T	208-230/60/1			5.7	31.2			
	Rotary L	265/60/1	239	292	3.5	22.0			
	Rotary T	265/60/1			3.8	22.9			
400 (1.00)	Rotary L	115/60/1							
	Rotary T	115/60/1			11.0	62.0			
	Rotary L	208-230/60/1	197	252	4.1	22.0			
	Rotary T	208-230/60/1			5.5	31.2			
	Rotary L	265/60/1	239	292	4.2	22.0			
600 (1.50)	Rotary T	265/60/1			5.5	31.2			
	Recipricating B	208-230/60/1	197	252	7.1	44.0			
	Recipricating C	208-230/60/1			9.0	48.0			
	Recipricating B	265/60/1	239	292	6.2	44.0			
800 (2.00)	Recipricating C	265/60/1			9.0	44.0			
	Recipricating B	208-230/60/1	197	252	12.8	61.0			
	Recipricating B	265/60/1	239	292	11.5	67.0			

Use this value to calculate minimum power supply circuit ampacity (Clause 3.14 of UL1995 4th Ed) and maximum current rating of overcurrent protection (Clause 37.15 of UL 1995 4th Ed). Note: Chassis Only - Does not include Fan/Motor or Electric Heat loads.



Behind every unit that carries the Whalen name is a singularity of purpose: the engineering and manufacturing of products that improve the quality of life for our customers.

Our long-term commitment to this endeavor assures you of systems that are distinctive in **concept**, **performance**, **reliability** and **value**.

The number of industry “firsts” from Whalen is impressive. They include:

- The industry’s first vertical stack valveless fan coils
- The first vertical stack heat pump offering
- The first removable chassis closet-type heat pumps
- The first AHRI-listed water-cooled air conditioning units with hydronic heat

Let us put Whalen innovation to work for you, too. Find out how our approach to your project will deliver a “perfect fit” solution – and make your life easier.

Need to locate a sales representative? Whalen’s sales rep locator tool was designed to help you easily find a Whalen sales representative within the United States and Canada.

whalencompany.com/relocator



P.O. Box 1390 • Easton, MD 21601 USA
whalencompany.com



WL045 rev. 10-19